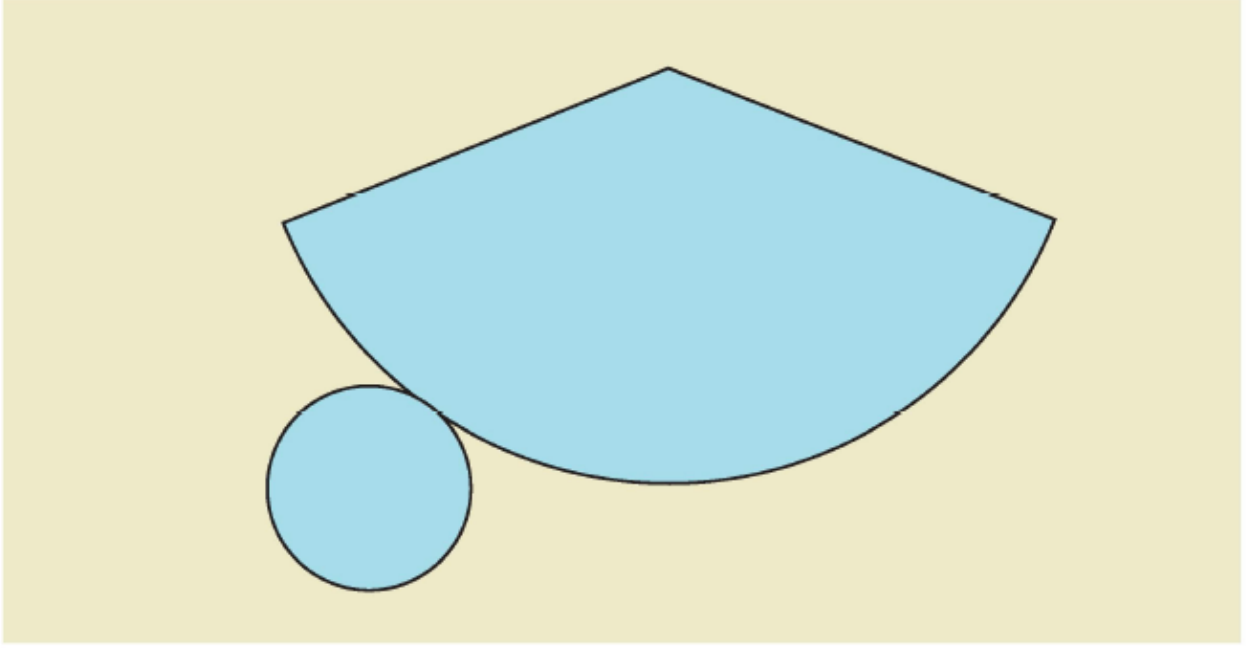
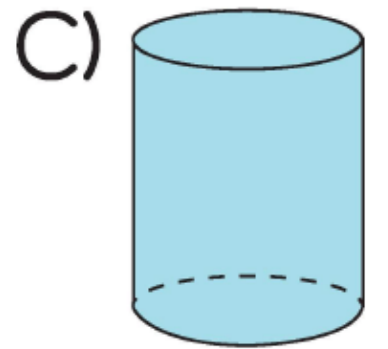
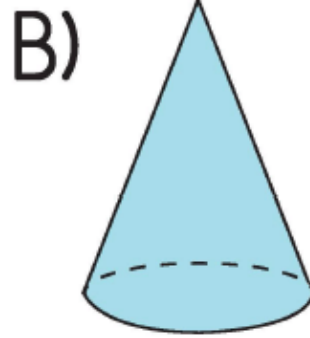
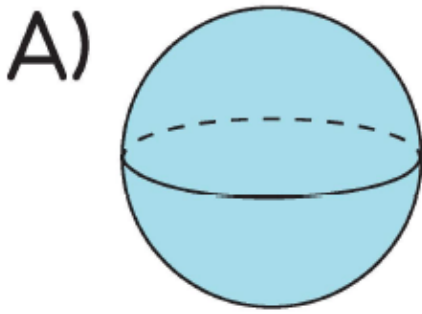


3. Sınıf Matematik Geometrik Cisimlerin Yüzleri ve Yüzepleri Testi Çöz

1)




Açınımı yukarıdaki gibi olan cisim aşağıdakilerden hangisidir?



Cevap : B

2)

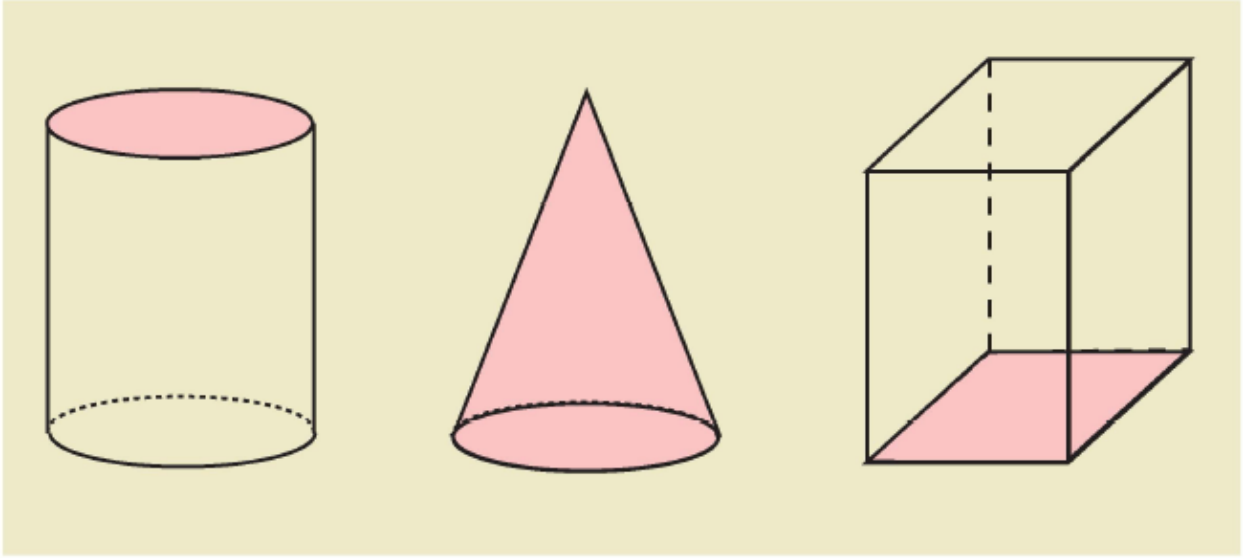


Aşağıdaki düzlemsel şekilden hangisi, yukarıdaki cismin yüzeylerinden biridir?



Cevap : C

3)



Yukarıda verilen cisimlerden kaç tanesinin yüzü boyalıdır?

A) 1

B) 2

C) 3

Cevap : C

4) Yüzü ve yüzeyi aynı olan cisim aşağıdakilerden hangisidir?

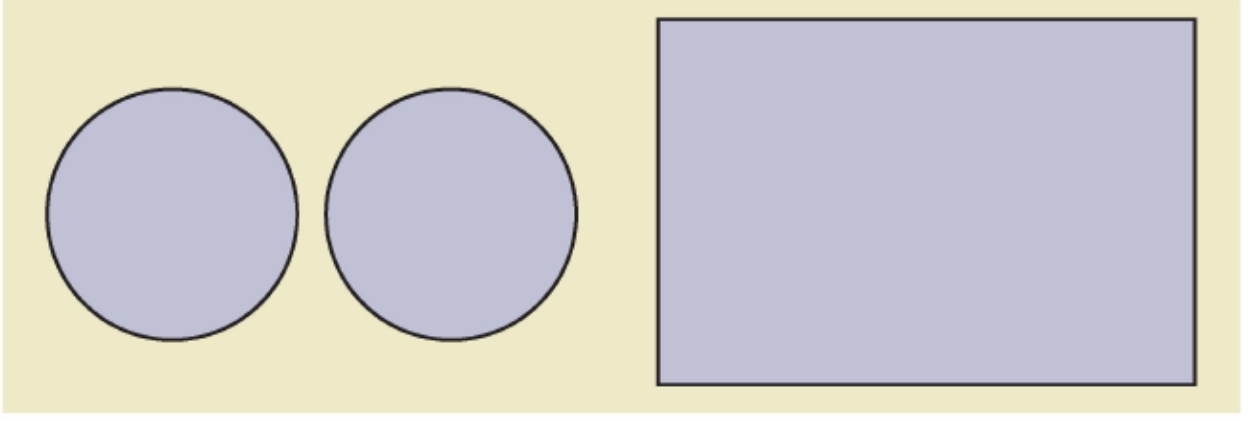
A) Küre

B) Koni

C) Silindir

Cevap : A

5)



Yukarıda verilen düzlemsel şekiller hangi cismin yüzeyleridir?

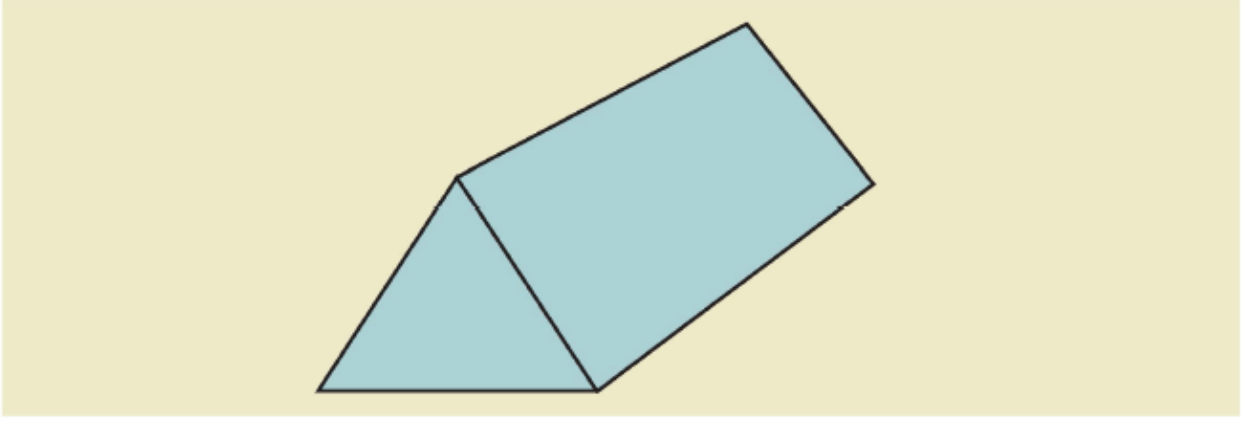
A) Koni

B) Küre

C) Silindir

Cevap : C

6)




Yukarıdaki cismin yüzleri kullanılarak hangi düzlemsel şekil **çizilemez**?


- A) Üçgen
- B) Dikdörtgen
- C) Kare

Cevap : C

7)



Yukarıda açılımı verilen küpte kelebeğin karşısındaki yüze hangisi gelir?



Cevap : A

[Online Test Çöz](#)

[Pdf İndir](#)

