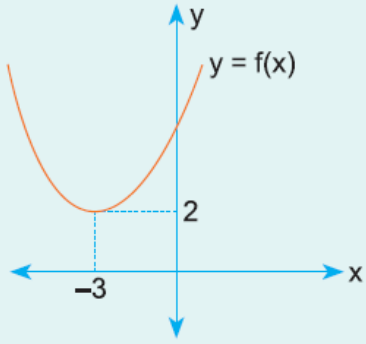


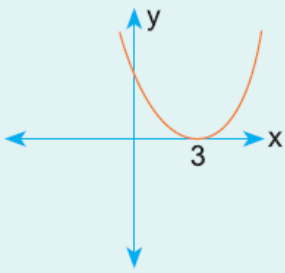
1.



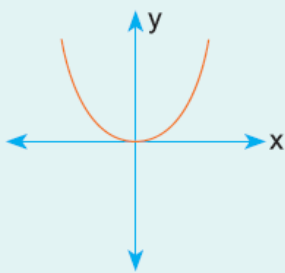
Yukarıda $y = f(x)$ fonksiyonunun grafiği verilmiştir.

Buna göre, $y = f(x - 3) - 2$ fonksiyonunun grafiği aşağıdakilerden hangisidir?

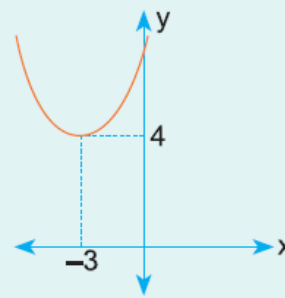
A)



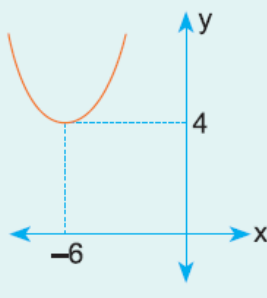
B)



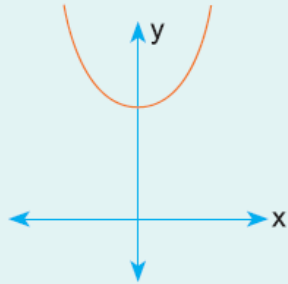
C)



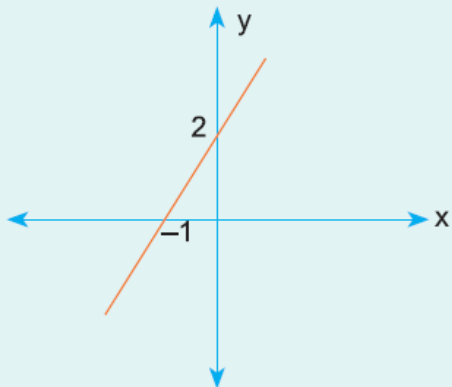
D)



E)



2.

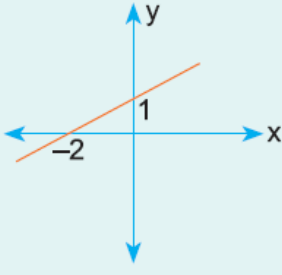


Yukarıda $y = f(x)$ fonksiyonunun grafiği verilmiştir.

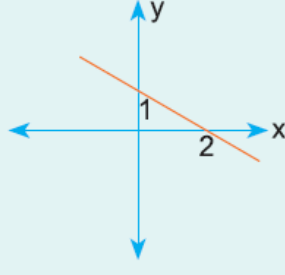
Buna göre, $y = 2 \cdot f(x - 1)$ fonksiyonunun grafiği aşağıda

Buna göre, $y = 2 - 1(x - 1)$ fonksiyonunun grafiği aşağıdakilerden hangisidir?

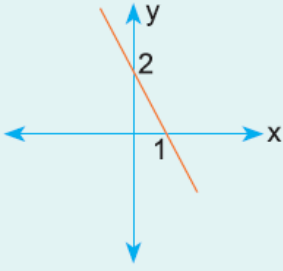
A)



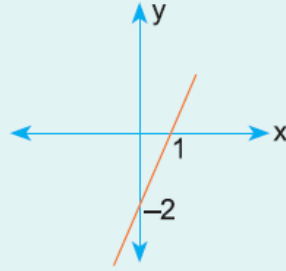
B)



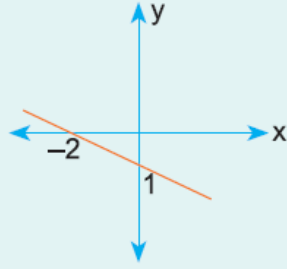
C)



D)



E)



www.supersoru.com

Cevaplar :
1)B, 2)C,