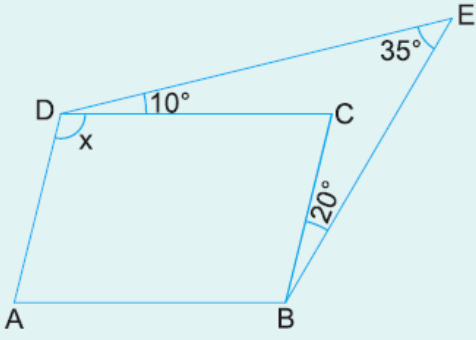


1.



ABCD paralelkenar

$$m(\widehat{EDC}) = 10^\circ$$

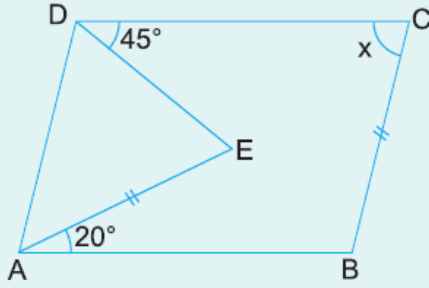
$$m(\widehat{CBE}) = 20^\circ$$

$$m(\widehat{DEB}) = 35^\circ$$

Yukarıdaki verilere göre, $m(\widehat{ADC}) = x$ kaç derecedir?

- A) 105 B) 110 C) 115 D) 120 E) 125

2.



ABCD bir paralelkenar

$$|AE| = |CE|$$

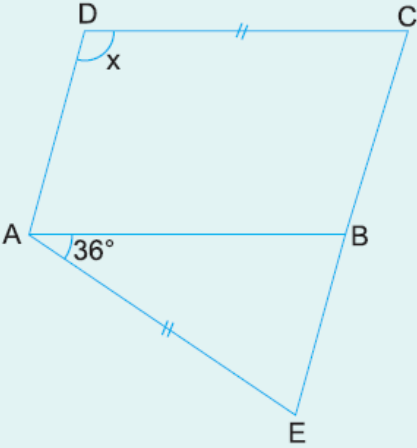
$$m(\widehat{CDE}) = 45^\circ$$

$$m(\widehat{EAB}) = 20^\circ$$

Yukarıdaki verilere göre, $m(\widehat{BCD}) = x$ kaç derecedir?

- A) 40 B) 50 C) 60 D) 70 E) 80

3.



ABCD bir paralelkenar

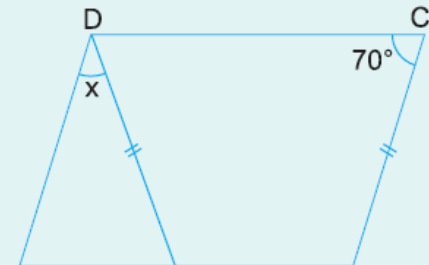
$$m(\widehat{BAE}) = 36^\circ$$

$$|DC| = |AE|$$

Yukarıdaki verilere göre, $m(\widehat{ADC}) = x$ kaç derecedir?

- A) 102 B) 108 C) 114 D) 120 E) 126

4.



ABCD bir paralelkenar

$$m(\widehat{DCB}) = 70^\circ$$

$$|DE| = |CE|$$

A E B

Yukarıdaki verilere göre, $m(\widehat{ADE}) = x$ kaç derecedir?

- A) 20 B) 25 C) 30 D) 35 E) 40

www.supersonu.com

Cevaplar :

1)C, 2)D, 3)B, 4)E,