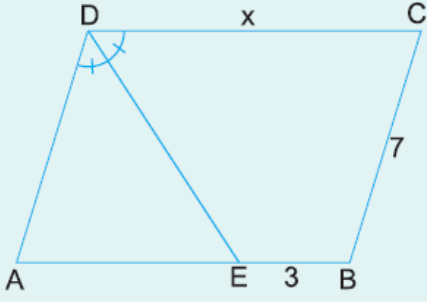


1.

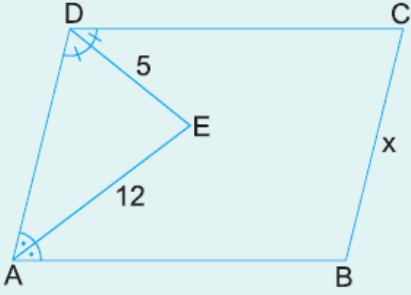


ABCD bir paralelkenar
 [DE] açıortay
 $|EB| = 3$ cm
 $|BC| = 7$ cm

Yukarıdaki verilere göre, $|DC| = x$ kaç cm dir?

- A) 7 B) 8 C) 9 D) 10 E) 11

2.

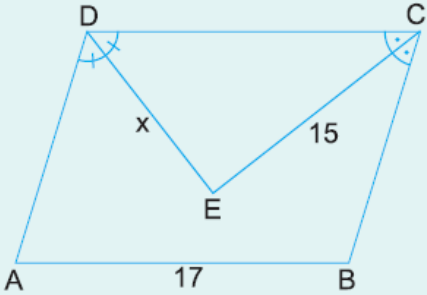


ABCD bir paralelkenar
 [DE] ve [AE] açıortay
 $|DE| = 5$ cm
 $|AE| = 12$ cm

Yukarıdaki verilere göre, $|BC| = x$ kaç cm dir?

- A) 11 B) 12 C) 13 D) 14 E) 15

3.

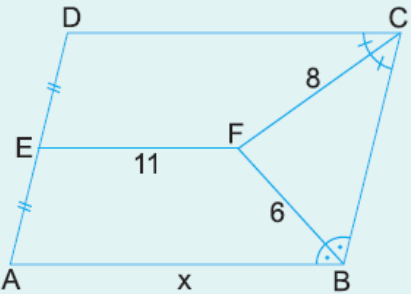


ABCD bir paralelkenar
 [DE] ve [CE] açıortay
 $|EC| = 15$ cm
 $|AB| = 17$ cm

Yukarıdaki verilere göre, $|DE| = x$ kaç cm dir?

- A) 7 B) 8 C) 9 D) 10 E) 12

4.



ABCD bir paralelkenar
 [CF] ve [BF] açıortay
 $|FC| = 8$ cm
 $|FB| = 6$ cm
 $|EF| = 11$ cm
 $|DE| = |EA|$

Yukarıdaki verilere göre, $|AB| = x$ kaç cm dir?

- A) 20 B) 19 C) 18 D) 17 E) 16

www.supersoru.com

Cevaplar :
1)D, 2)C, 3)B, 4)E,