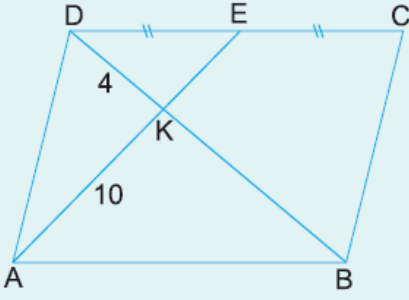


1.

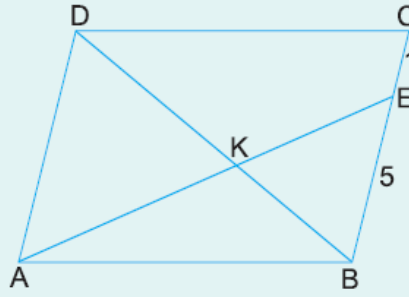


ABCD bir paralelkenar
 $|DE| = |EC|$
 $|DK| = 4$ cm
 $|AK| = 10$ cm

Yukarıdaki verilere göre, $|EK| + |BK|$ toplamı kaç cm dir?

- A) 11 B) 12 C) 13 D) 14 E) 15

2.

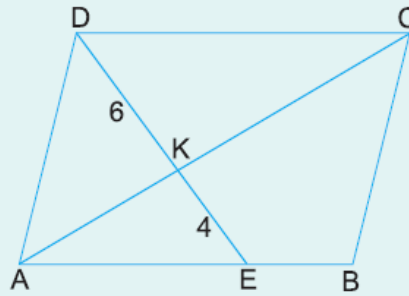


ABCD bir paralelkenar
 $|CE| = 1$ cm
 $|EB| = 5$ cm

Yukarıdaki verilere göre, $\frac{|DK|}{|KB|}$ oranı kaçtır?

- A) 1,1 B) 1,2 C) 1,3 D) 1,4 E) 1,5

3.

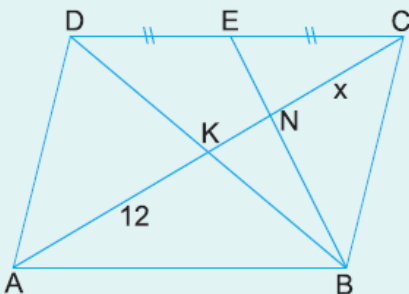


ABCD bir paralelkenar
 $|DK| = 6$ cm
 $|EK| = 4$ cm

Yukarıdaki verilere göre, $\frac{|AE|}{|EB|}$ oranı kaçtır?

- A) 3,5 B) 3 C) 2,5 D) 2 E) 1,5

4.



ABCD bir paralelkenar
 $[AC]$ ve $[BD]$ köşegen
 $|DE| = |EC|$
 $|AK| = 12$ cm

Yukarıdaki verilere göre, $|NC| = x$ kaç cm dir?

A) 4

B) 5

C) 6

D) 7

E) 8

www.supersoru.com

Cevaplar :

1)C, 2)B, 3)D, 4)E,